

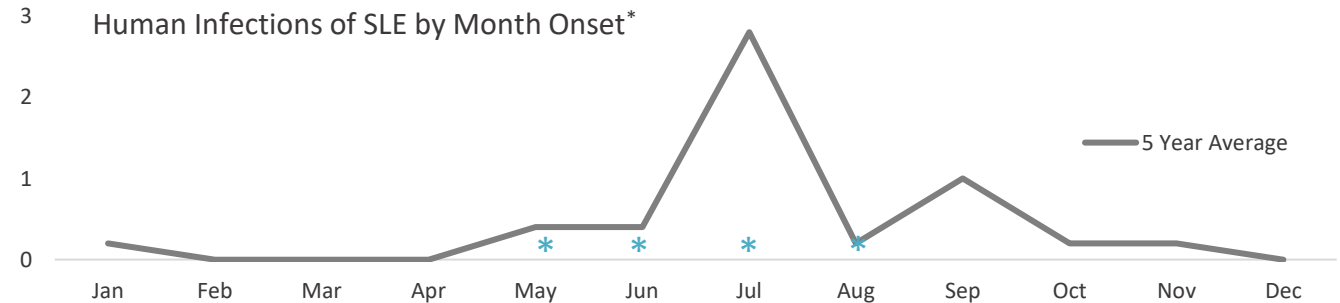
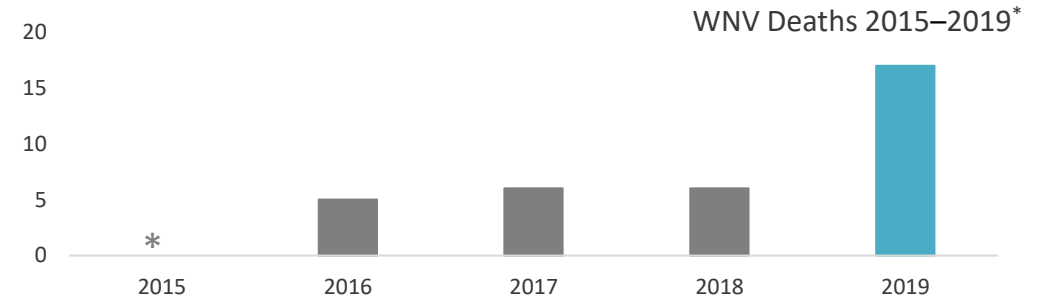
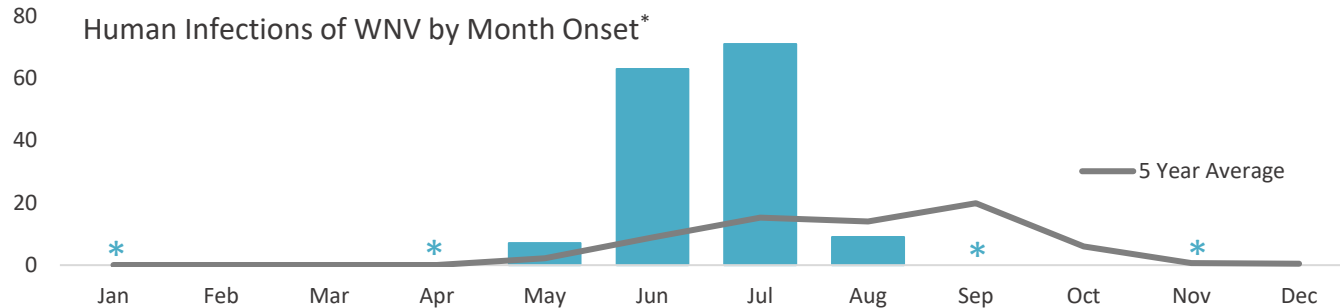
West Nile Virus & St. Louis Encephalitis End of Year Report, 2019

West Nile virus (WNV) arrived in Arizona in 2003 and is now endemic in Maricopa County. St. Louis encephalitis virus (SLE) is a rare mosquito-borne disease in Maricopa County. Maricopa County Department of Public Health Office of Epidemiology collaborates with the Maricopa County Department of Environmental Services Office of Vector Control to identify and monitor areas of WNV and SLE activity. This report describes trends in human infections during 2019. Maricopa County saw the most WNV cases this year since the initial outbreak year in 2004 (n=355). Some data has been suppressed to protect confidentiality.

Year Total	Non-neuroinvasive	Neuroinvasive	Hospitalized	Deaths				Gender M/F	Median Age (Min, Max)	Race/Ethnicity
WNV 155	35 Fever	73 Encephalitis 41 Meningitis	111 Neuroinvasive 15 Non-neuroinvasive	17				90/65	64 (6, 92)	127 White, Non-Hispanic 11 Hispanic/Latino 14 Unknown
				Encephalitis 17	Median Age [†] (Min, Max) 70 (48, 92)	Gender M/F 10/7	Race/Ethnicity 14 White, Non-Hispanic			
SLE 8	<5	6 Encephalitis	<5	0				<5	69 (48, 85)	5 White, Non-Hispanic

WNV Viremic donors who did not become symptomatic (n=16) are not included in year total

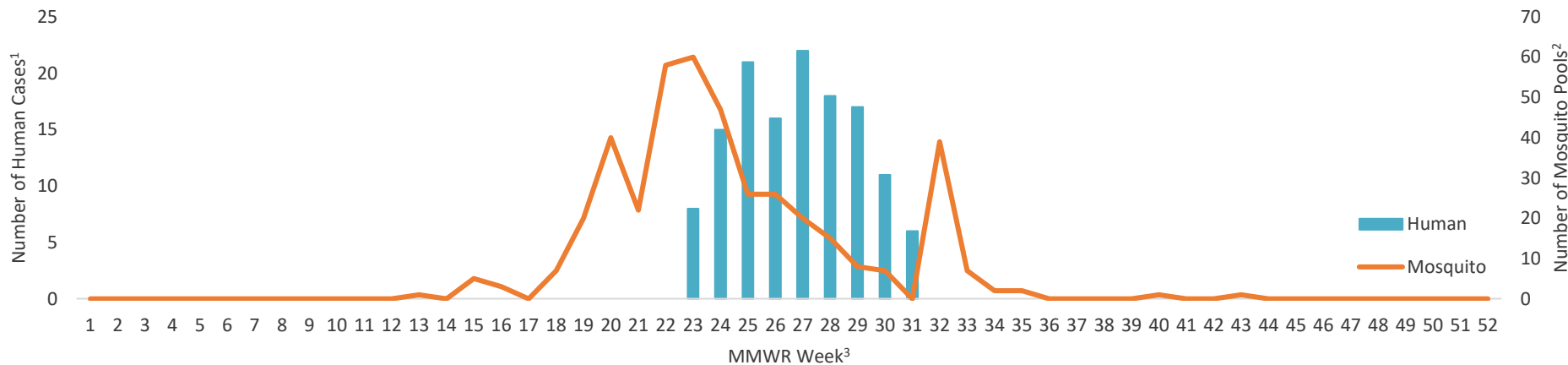
[†]The difference in the mean age of WNV survivors (61 yrs) vs deaths (71 yrs) was statistically significant ($\alpha=0.05$).



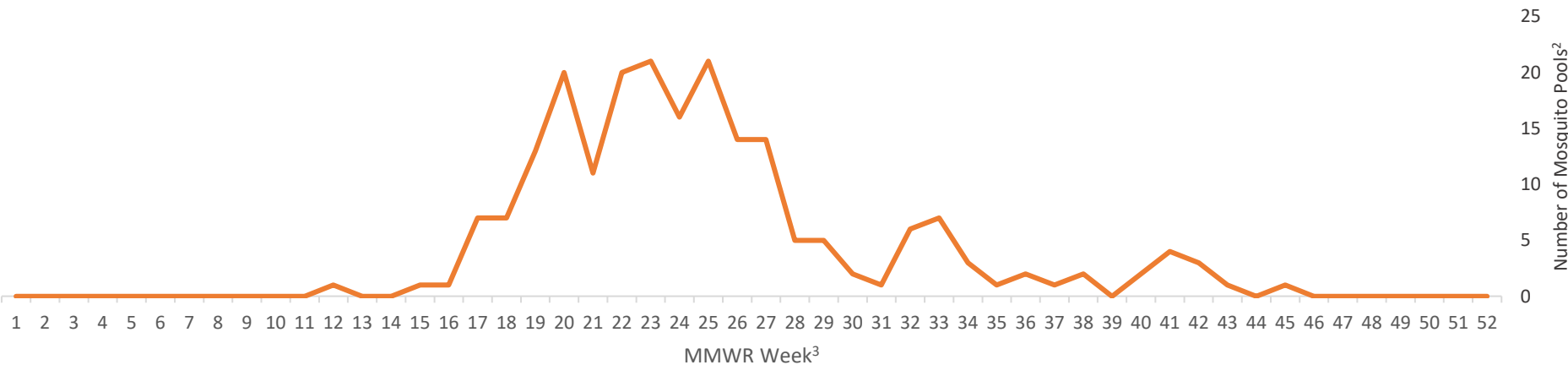
*Data are suppressed to prevent identification of cases due to small number (<5) of cases in each figure

West Nile Virus & St. Louis Encephalitis End of Year Report, 2019

Human Infections of WNV^{1,3,*} and WNV Positive Mosquito Pools by MMWR Week



Human Infections of SLE^{1,3,*} and SLE Positive Mosquito Pools by MMWR Week



¹ A human case is an individual infected with WNV or SLE and with a clinically compatible illness

² Mosquito pools are a collection of mosquitoes collected by MCDES from a county trap and tested positive for WNV and SLE

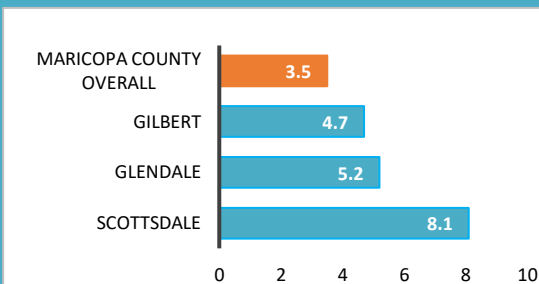
³ Human data are based on date of symptom onset, mosquito data are based on date of mosquito collection

*Data are suppressed to prevent identification of cases due to small number (< 5) of cases in each figure

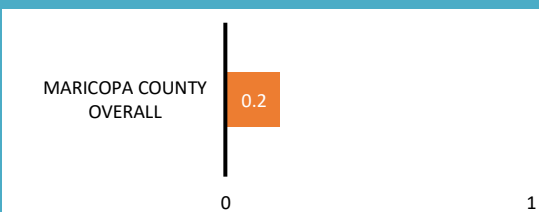


Rates of Human Illness per 100,000 Population Maricopa County Overall Rate and Cities with Highest Rates

WNV



SLE**



**Due to the low number of cases in 2019, rates of human SLE illness by cities is not shown.